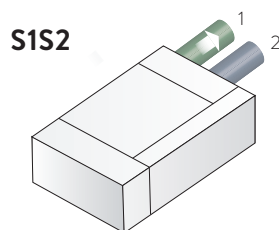
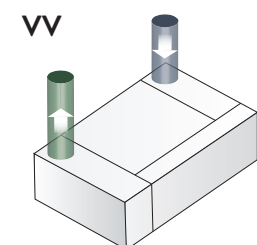
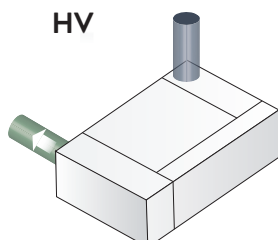
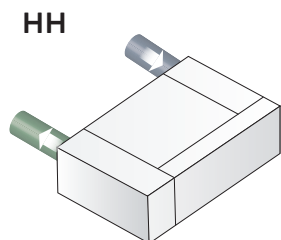


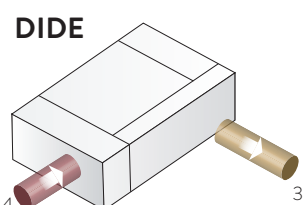
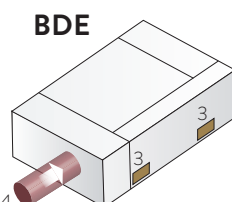
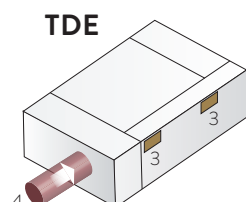
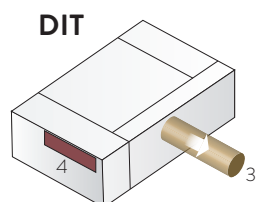
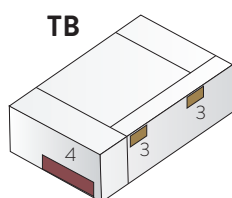
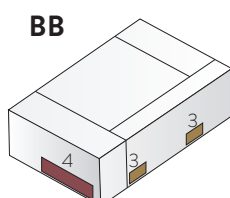
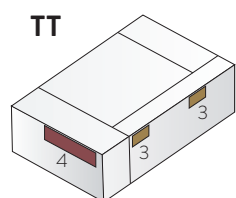
AM 1000

Versioner afkast / indtag



- H Horizontal
- V Vertikal
- S1 Side (mod bagside)
- S2 Side (mod front)
- 1 Afkast
- 2 Indtag

Versioner indblæsning / udsugning



- TT Indblæsning/udsugning i top
- BB Indblæsning/udsugning i bund
- TB Indblæsning i top/udsugning i bund
- DIT Indblæsning rørført/udsugning i top
- TDE Indblæsning i top/udsugning rørført
- BDE Indblæsning i bund/udsugning rørført
- DIDE Indblæsning/udsugning rørført
- 3 Indblæsning
- 4 Udsugning